

T355

Compact, Series 3
34.2 hp



Packed with features to help accomplish your goals


Take on harder tasks in smaller spaces with the T355, designed to be compact, proven to be durable and engineered to be efficient. This tractor is a workhorse in greenhouses, orchards and more.




1. Optional loader with high lift capacity



2. PTO on/off switch



3. Dual filter air cleaner




4. Cruise control



5. Foldable ROPS or heated cab




6. Joystick control for front loader



High torque, water-cooled Yanmar diesel engine

The Japanese made Yanmar engine offers more torque with less revs compared to competitors in its class. Since it is water cooled, the engine warms up faster and stabilized temperature more effectively while the tractor is running. The engine is also Tier 4 certified, including for noise emission standards.



Dual filter air cleaner for engine longevity

The tractor comes with an additional filter to protect the engine of the tractor from harmful particles, drastically extending the engine life.



Cast iron components for sturdier connections

To perform durably with heavier loads, the rear of the rear of this tractor features sturdy cast-iron components to connect implements. The material enhances efficiency of the hydraulics and helps increase component lifecycles.



Easy to open hood for convenient maintenance

The tractor hood can be opened in one motion, providing easy access to the engine and other systems for daily checks, routine service and maintenance. The side panel can also be removed easily without the need for specialized tools.



3-point hitch with powerful lift capacity

The 3-point linkage on the rear has an impressive lift capacity that reaches the end ball joints. The rear PTO control can be used to adjust rpm based on the task, increasing it for more intensive applications like slashing and digging.



Hydrostatic transmission for infinitely variable drive speed

Responsive hydrostatic controls offers a smooth ride for operators, from the forward and reverse pedal to the powered steering wheel. These controls reduce the need for operator effort during a range of tasks, particularly while operating the optional front-end loader.

Technical specifications

ENGINE

Engine manufacturer	Yanmar 3TNV88-CR
Type	
Gross engine power	34.2 hp
PTO power	28.1 hp 20.9 kW
Rated engine speed	2800 rpm
No. of cylinders	3
Displacement	100.2 cu. in. 1642 cc
Air cleaner	Dual Dry
Alternator	12V, 55A
Fuel system	CRDI

HYDRAULIC SYSTEM

Pump type	Dual Gear Pump
Implement flow	6.1 gpm 23.09 l/min
Steering flow	4.4 gpm 16.66 l/min
Total flow	10.5 gpm 39.75 l/min
Category, 3-point hitch	I
Hitch lift capacity	2639 lb 1197 kg
Hitch lift capacity at 24 inches behind link ends	1558 lb 707 kg
Lift control type	Position
No. of standard remote valves	1

CAPACITIES

Fuel tank	9.0 U.S. gal. 34 L
Coolant	7.4 qt 7 L
Crankcase	6 qt 5.7 L
Transmission/Hydraulics system	8.5 U.S. gal 32.2 L
Front axle	8.7 qt 8.2 L

POWERTRAIN

Transmission type	Synchro-Shuttle/HST
No. of speeds	F12xR12/Infinite 3-range
Max. traveling speed	14 mph 22.6 kmph
Brakes	Wet Disc
Steering	Hydrostatic
Clutch	Dry Single Plate
Max. traveling speed_HST	16.8 mph 27 kmph
Max. traveling speed_M	14 mph 22.6 kmph

DIMENSIONS & WEIGHTS

Overall length with 3-point hitch	126 in. 3200 mm
Overall width	53.5 in. 1360 mm
Wheelbase	64.5 in. 1640 mm
Height to top of ROPS	94.5 in. 2400 mm
Min. ground clearance	12.8 in. 325 mm
Min. turn radius with brakes	94.4 in. 2400 mm
Min. turn radius without brakes	116 in. 2950 mm
Weight with ROPS	3065 lb 1390 kg
Weight with cab	3539 lb 1605 kg

STANDARD TIRES

Agricultural - Front	8.0-16
Agricultural - Rear	12.4-24
Industrial - Front	27x10.5-15
Industrial - Rear	12.5x20

PTO

PTO type	Independent
PTO control	Electric/Hydro
PTO rear	540/1000 rpm



Designed for your world

TYM creates tractors that bring together alluring form, advanced function and accessible value. Through Korean expertise in design, engineering and manufacturing, the company helps owners overcome every obstacle as they shape the world around them.

Headquartered in Korea with distribution across North America, Europe, and Asia, and assembly operations in the USA, TYM has been empowering customers for over 70 years.

www.tym.world